




PIONEER PUMP

PERFORMANCE THROUGH INNOVATION™



Clear Liquid Pumps

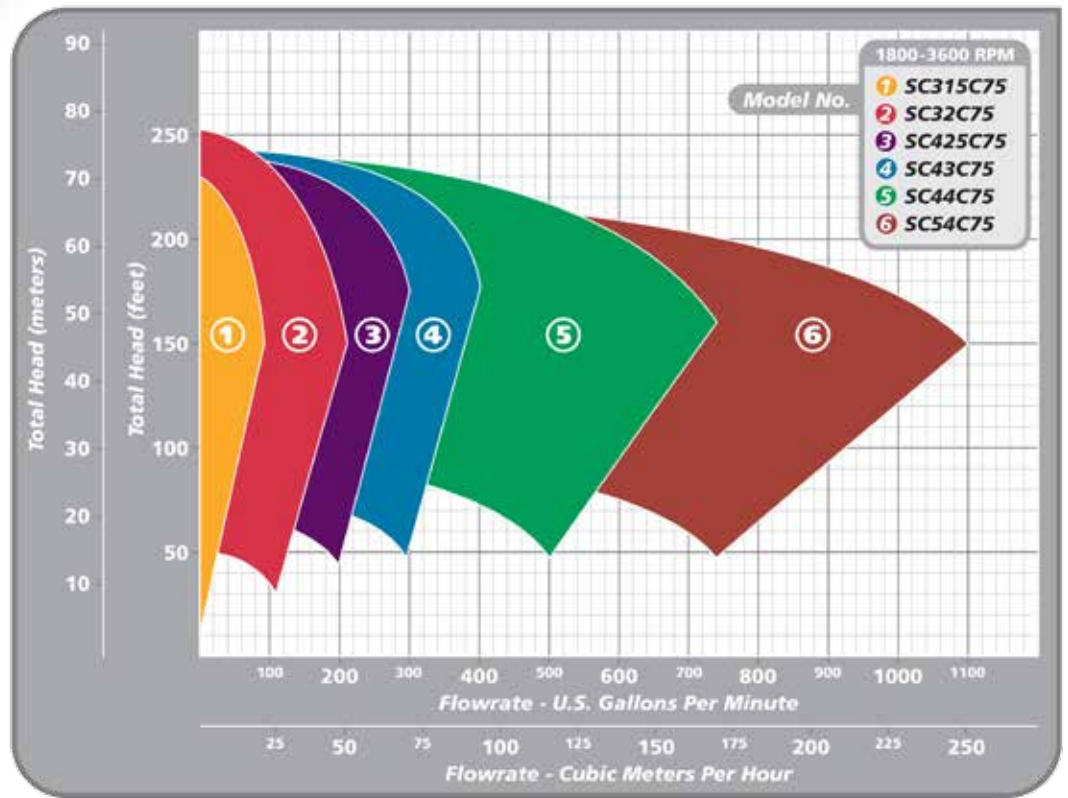
Pioneer Prime



Pioneer Pump | C75 Series

Suction Characteristics:

We challenge you
to compare Pioneer's
NPSHR



C75 Series | Standard Materials of Construction

Part Description	Volute	Impeller	Brac-Plate	Stuffing Boxes	Shaft Sleeve	Wear Ring/ Wear Rings	Back Pullout	Balance Line Optional	Run-Dry Sealing Optional	Double Volute	Suction Cover Design	Stainless Impeller Optional
1 SC315C75	DI	DI	DI	DI	CI	CI	Yes	No	Yes	No	No	Stocked
2 SC32C75	DI	DI	DI	DI	CI	CI	Yes	No	Yes	No	No	Stocked
3 SC425C75	DI	DI	DI	DI	CI	CI	Yes	Yes	Yes	No	No	Stocked
4 SC43C75	DI	DI	DI	DI	CI	CI	Yes	Yes	Yes	No	No	Stocked
5 SC44C75	DI	DI	DI	DI	CI	CI	Yes	Yes	Yes	No	No	Stocked
6 SC54C75	DI	DI	DI	DI	CI	CI	Yes	Yes	Yes	No	No	Stocked

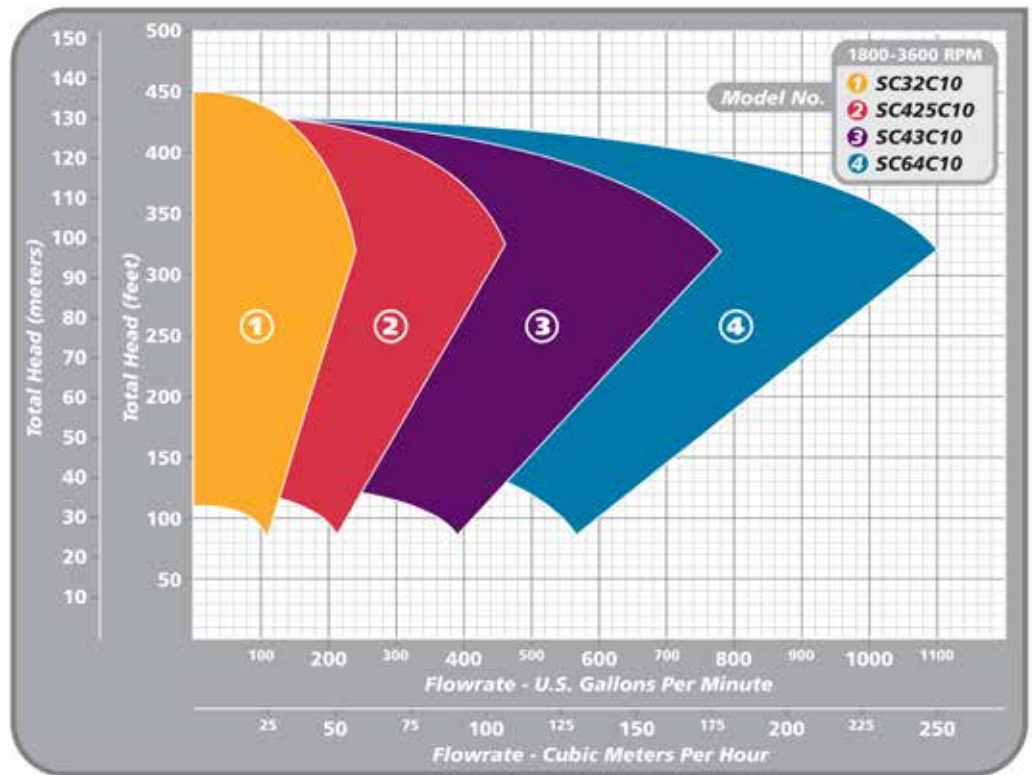
MATERIAL CODES: CI: Cast Iron, ASTM A48 Class 30 | DI: Ductile Iron, 65-45-12 | Frame Shaft: Stressproof®, AISI 1144 modified
Mech Seal: Silicon Seal Faces, Viton Elastomers, 316 Stainless Steel Hardware



Pioneer Pump | C10Series

Power Requirements:

We challenge you
to compare Pioneer's
High Efficiency



C10 Series | Standard Materials of Construction

Pioneer Clear Liquids Pumps

Part Description	Volute	Impeller	Brac-Plate	Stuffing Boxes	Shaft Sleeve	Wear-Ring/ Wear Rings	Back Pullout	Balance Line Optional	Run-Dry Sealing Optional	Double Volute	Suction Cover Design	Stainless Impeller Optional
1 SC32C10	DI	DI	DI	DI	CI	CI	Yes	Yes	Yes	No	No	Stocked
2 SC425C10	DI	DI	DI	DI	CI	CI	Yes	Yes	Yes	No	No	Stocked
3 SC43C10	DI	DI	DI	DI	CI	CI	Yes	Yes	Yes	No	No	Stocked
4 SC64C10	DI	DI	DI	DI	CI	CI	Yes	Yes	Yes	No	No	Stocked
5 SC86C95	DI	DI	DI	DI	CI	CI	Yes	Yes	Yes	No	No	Stocked
6 SC86C10	DI	DI	DI	DI	CI	CI	Yes	Yes	Yes	No	No	Stocked

MATERIAL CODES: CI: Cast Iron, ASTM A48 Class 30 | DI: Ductile Iron, 65-45-12 | Frame Shaft: Stressproof®, AISI 1144 modified
Mech Seal: Silicon Seal Faces, Viton Elastomers, 316 Stainless Steel Hardware

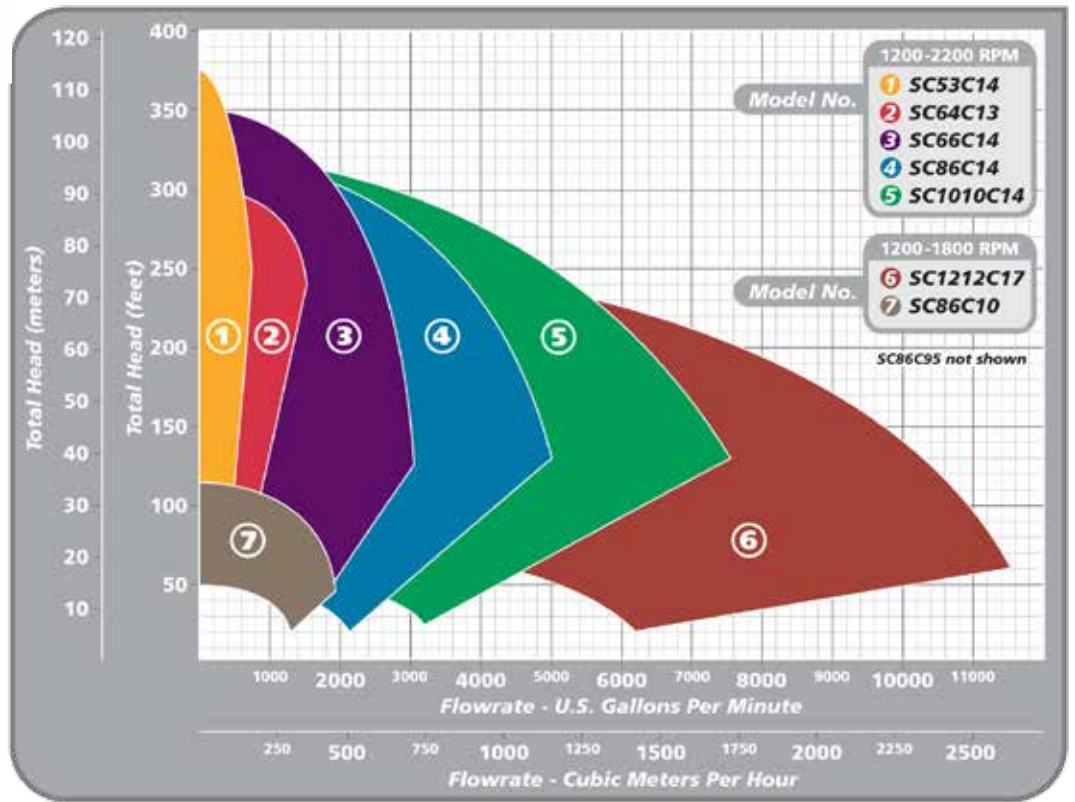
Pioneer Prime



Pioneer Pump | C14Series

Performance:

We challenge you
to compare Pioneer's
Hydraulics



C14 Series | Standard Materials of Construction

Part Description	Volute	Impeller	Brac-Plate	Stuffing Boxes	Shaft Sleeve	Wear Ring/ Wear Rings	Back Pullout	Balance Line Optional	Run-Dry Sealing Optional	Double Volute	Suction Cover Design	Stainless Impeller Optional
1 SC53C14	DI	DI	DI	DI	CI	CI	Yes	Yes	Yes	No	No	Stocked
2 SC64C13	DI	DI	DI	DI	CI	CI	Yes	Yes	Yes	No	No	Stocked
3 SC66C14	DI	DI	DI	DI	CI	CI	Yes	Yes	Yes	No	No	Stocked
4 SC86C14	DI	DI	DI	DI	CI	CI	Yes	Yes	Yes	Yes	No	Stocked
5 SC1010C14	DI	DI	DI	DI	CI	CI	Yes	Yes	Yes	Yes	No	Stocked

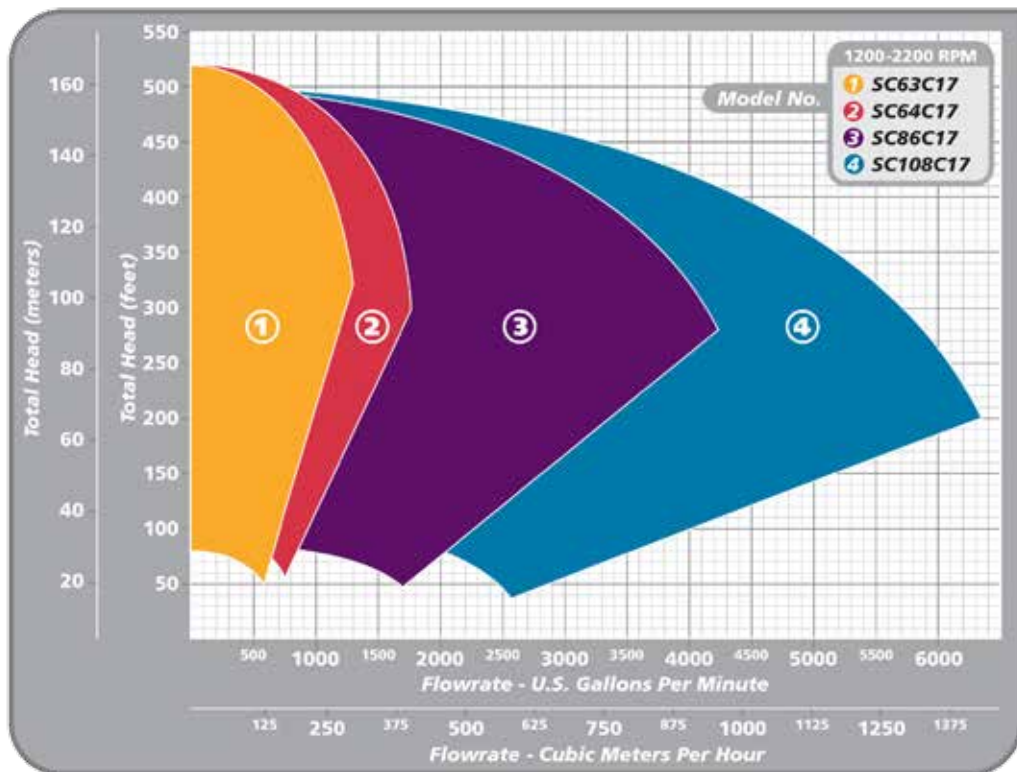
MATERIAL CODES: CI: Cast Iron, ASTM A48 Class 30 | DI: Ductile Iron, 65-45-12 | **Frame Shaft:** Stressproof®, AISI 1144 modified
Mech Seal: Silicon Seal Faces, Viton Elastomers, 316 Stainless Steel Hardware



Pioneer Pump | C17Series

Durability:

We challenge you
to compare Pioneer's
**Robust Design &
Materials of
Construction**



C17 Series | Standard Materials of Construction

Part Description	Volute	Impeller	Brac-Plate	Stuffing Boxes	Shaft Sleeve	Wear Ring/ Wear Rings	Back Pullout	Balance Line Optional	Run-Dry Sealing Optional	Double Volute	Suction Cover Design	Stainless Impeller Optional
1 SC63C17	CI	DI	DI	DI	CI	CI	Yes	Yes-Std	Yes	No	Yes	Stocked
2 SC64C17	CI	DI	DI	DI	CI	CI	Yes	Yes-Std	Yes	No	Yes	Stocked
3 SC86C17	CI	DI	DI	DI	CI	CI	Yes	Yes-Std	Yes	Yes	Yes	Stocked
4 SC108C17	CI	DI	DI	DI	CI	CI	Yes	Yes-Std	Yes	Mod/Con	Yes	Stocked
NS SC1212C17	CI	DI	DI	DI	CI	CI	Yes	No	Yes	No	Yes	Stocked

MATERIAL CODES: CI: Cast Iron, ASTM A48 Class 30 | DI: Ductile Iron, 65-45-12 | Frame Shaft: Stressproof®, AISI 1144 modified
Mech Seal: Silicon Seal Faces, Viton Elastomers, 316 Stainless Steel Hardware

Pioneer Clear Liquids Pumps

The Pioneer Family of Pumps



Prime Series

Vacuum Assisted Run Dry, Prime From Dry, Re-Prime Pumps - Available for Solids Handling or Clear Liquid Service

Sizes: 3-18 Inch
Flows: 50-18,000 GPM
Heads: to 500+ Feet



Self-Priming Series

Standard Self-Priming Pumps Available for Solids Handling or Clear Liquid Service

Sizes: 1½ -10 Inch
Flows: 20-3,500 GPM
Heads: to 200 Feet



Standard Centrifugal Series

Standard End Suction Centrifugal Available for Solids Handling or Clear Liquid Service

Sizes: 1½ -18 Inch
Flows: 50-18,000 GPM
Heads: to 500+ Feet



Hydraulic Submersible & Power Unit Series

Pumps and Power Units Available for Solids Handling or Clear Liquid Service

Sizes: 4-12 Inch
Flows: 200-7,000 GPM
Heads: to 160 Feet



Wellpoint Series

Bare Pumps or Packages Available

Sizes: 3-18 Inch
Flows: 200-18,000 GPM
Heads: to 500+ Feet

