

**Read Instructions Before Installing****To Install:**

1. Make sure all contaminants or noticeable particles are removed from the viewport.
2. Apply pipe thread sealant to the pipe thread.
3. Use an appropriate wrench to sufficiently tighten the viewport into the fluid level indicating port.

**Pipe Thread Sealants:**

It is recommended to use a thread sealant, such as teflon tape, when installing the viewport. Do not use chlorinated sealants on plastic viewports.

**Failure to meet the following may cause unit failure.**

- DO NOT use chlorinated solvents or sealants, such as acetone, when cleaning the viewport.
- DO NOT use plastic sight as a lever when installing or removing viewport from equipment.
- DO NOT remove sight during equipment operation.

For information or technical assistance on the viewports or any other Trico products please call our toll free number at 800-558-7008 (U.S. only) or call 262-691-9336 and ask for Customer Service.

**Read Instructions Before Installing****To Install:**

1. Make sure all contaminants or noticeable particles are removed from the viewport.
2. Apply pipe thread sealant to the pipe thread.
3. Use an appropriate wrench to sufficiently tighten the viewport into the fluid level indicating port.

**Pipe Thread Sealants:**

It is recommended to use a thread sealant, such as teflon tape, when installing the viewport. Do not use chlorinated sealants on plastic viewports.

**Failure to meet the following may cause unit failure.**

- DO NOT use chlorinated solvents or sealants, such as acetone, when cleaning the viewport.
- DO NOT use plastic sight as a lever when installing or removing viewport from equipment.
- DO NOT remove sight during equipment operation.

For information or technical assistance on the viewports or any other Trico products please call our toll free number at 800-558-7008 (U.S. only) or call 262-691-9336 and ask for Customer Service.

**Read Instructions Before Installing****To Install:**

1. Make sure all contaminants or noticeable particles are removed from the viewport.
2. Apply pipe thread sealant to the pipe thread.
3. Use an appropriate wrench to sufficiently tighten the viewport into the fluid level indicating port.

**Pipe Thread Sealants:**

It is recommended to use a thread sealant, such as teflon tape, when installing the viewport. Do not use chlorinated sealants on plastic viewports.

**Failure to meet the following may cause unit failure.**

- DO NOT use chlorinated solvents or sealants, such as acetone, when cleaning the viewport.
- DO NOT use plastic sight as a lever when installing or removing viewport from equipment.
- DO NOT remove sight during equipment operation.

For information or technical assistance on the viewports or any other Trico products please call our toll free number at 800-558-7008 (U.S. only) or call 262-691-9336 and ask for Customer Service.

**Read Instructions Before Installing****To Install:**

1. Make sure all contaminants or noticeable particles are removed from the viewport.
2. Apply pipe thread sealant to the pipe thread.
3. Use an appropriate wrench to sufficiently tighten the viewport into the fluid level indicating port.

**Pipe Thread Sealants:**

It is recommended to use a thread sealant, such as teflon tape, when installing the viewport. Do not use chlorinated sealants on plastic viewports.

**Failure to meet the following may cause unit failure.**

- DO NOT use chlorinated solvents or sealants, such as acetone, when cleaning the viewport.
- DO NOT use plastic sight as a lever when installing or removing viewport from equipment.
- DO NOT remove sight during equipment operation.

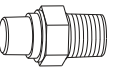
For information or technical assistance on the viewports or any other Trico products please call our toll free number at 800-558-7008 (U.S. only) or call 262-691-9336 and ask for Customer Service.

**Product Specifications:**

Maximum Temperature: 300°F (149°C)  
Maximum Pressure: 50 psi  
Seal: Viton  
Material: Plated steel or brass and glass



Maximum Temperature: 300°F (149°C)  
Maximum Pressure: 50 psi  
Seal: Viton  
Material: Plated steel or brass and engineered thermoplastic

**See Reverse Side For Specific Instructions On Installing Viewports.**

TRICO CORP. 1235 HICKORY STREET, PEWAUKEE, WI 53072 TEL. (262) 691-9336 FAX (262) 691-2576  
www.tricomfg.com

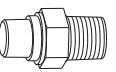
61550 10/12

**Product Specifications:**

Maximum Temperature: 300°F (149°C)  
Maximum Pressure: 50 psi  
Seal: Viton  
Material: Plated steel or brass and glass



Maximum Temperature: 300°F (149°C)  
Maximum Pressure: 50 psi  
Seal: Viton  
Material: Plated steel or brass and engineered thermoplastic

**See Reverse Side For Specific Instructions On Installing Viewports.**

TRICO CORP. 1235 HICKORY STREET, PEWAUKEE, WI 53072 TEL. (262) 691-9336 FAX (262) 691-2576  
www.tricomfg.com

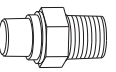
61550 10/12

**Product Specifications:**

Maximum Temperature: 300°F (149°C)  
Maximum Pressure: 50 psi  
Seal: Viton  
Material: Plated steel or brass and glass



Maximum Temperature: 300°F (149°C)  
Maximum Pressure: 50 psi  
Seal: Viton  
Material: Plated steel or brass and engineered thermoplastic

**See Reverse Side For Specific Instructions On Installing Viewports.**

TRICO CORP. 1235 HICKORY STREET, PEWAUKEE, WI 53072 TEL. (262) 691-9336 FAX (262) 691-2576  
www.tricomfg.com

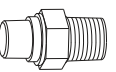
61550 10/12

**Product Specifications:**

Maximum Temperature: 300°F (149°C)  
Maximum Pressure: 50 psi  
Seal: Viton  
Material: Plated steel or brass and glass



Maximum Temperature: 300°F (149°C)  
Maximum Pressure: 50 psi  
Seal: Viton  
Material: Plated steel or brass and engineered thermoplastic

**See Reverse Side For Specific Instructions On Installing Viewports.**

TRICO CORP. 1235 HICKORY STREET, PEWAUKEE, WI 53072 TEL. (262) 691-9336 FAX (262) 691-2576  
www.tricomfg.com

61550 10/12

**Read Instructions Before Installing****To Install:**

1. Make sure all contaminants or noticeable particles are removed from the viewport.
2. Apply pipe thread sealant to the pipe thread.
3. Use an appropriate wrench to sufficiently tighten the viewport into the fluid level indicating port.

**Pipe Thread Sealants:**

It is recommended to use a thread sealant, such as teflon tape, when installing the viewport. Do not use chlorinated sealants on plastic viewports.

**Failure to meet the following may cause unit failure.**

- DO NOT use chlorinated solvents or sealants, such as acetone, when cleaning the viewport.
- DO NOT use plastic sight as a lever when installing or removing viewport from equipment.
- DO NOT remove sight during equipment operation.

For information or technical assistance on the viewports or any other Trico products please call our toll free number at 800-558-7008 (U.S. only) or call 414-691-9336 and ask for Customer Service.

**Read Instructions Before Installing****To Install:**

1. Make sure all contaminants or noticeable particles are removed from the viewport.
2. Apply pipe thread sealant to the pipe thread.
3. Use an appropriate wrench to sufficiently tighten the viewport into the fluid level indicating port.

**Pipe Thread Sealants:**

It is recommended to use a thread sealant, such as teflon tape, when installing the viewport. Do not use chlorinated sealants on plastic viewports.

**Failure to meet the following may cause unit failure.**

- DO NOT use chlorinated solvents or sealants, such as acetone, when cleaning the viewport.
- DO NOT use plastic sight as a lever when installing or removing viewport from equipment.
- DO NOT remove sight during equipment operation.

For information or technical assistance on the viewports or any other Trico products please call our toll free number at 800-558-7008 (U.S. only) or call 414-691-9336 and ask for Customer Service.

**Read Instructions Before Installing****To Install:**

1. Make sure all contaminants or noticeable particles are removed from the viewport.
2. Apply pipe thread sealant to the pipe thread.
3. Use an appropriate wrench to sufficiently tighten the viewport into the fluid level indicating port.

**Pipe Thread Sealants:**

It is recommended to use a thread sealant, such as teflon tape, when installing the viewport. Do not use chlorinated sealants on plastic viewports.

**Failure to meet the following may cause unit failure.**

- DO NOT use chlorinated solvents or sealants, such as acetone, when cleaning the viewport.
- DO NOT use plastic sight as a lever when installing or removing viewport from equipment.
- DO NOT remove sight during equipment operation.

For information or technical assistance on the viewports or any other Trico products please call our toll free number at 800-558-7008 (U.S. only) or call 414-691-9336 and ask for Customer Service.

**Read Instructions Before Installing****To Install:**

1. Make sure all contaminants or noticeable particles are removed from the viewport.
2. Apply pipe thread sealant to the pipe thread.
3. Use an appropriate wrench to sufficiently tighten the viewport into the fluid level indicating port.

**Pipe Thread Sealants:**

It is recommended to use a thread sealant, such as teflon tape, when installing the viewport. Do not use chlorinated sealants on plastic viewports.

**Failure to meet the following may cause unit failure.**

- DO NOT use chlorinated solvents or sealants, such as acetone, when cleaning the viewport.
- DO NOT use plastic sight as a lever when installing or removing viewport from equipment.
- DO NOT remove sight during equipment operation.

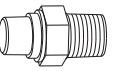
For information or technical assistance on the viewports or any other Trico products please call our toll free number at 800-558-7008 (U.S. only) or call 414-691-9336 and ask for Customer Service.

**Product Specifications:**

Maximum Temperature: 300°F (149°C)  
Maximum Pressure: 50 psi  
Seal: Viton  
Material: Plated steel or brass and glass



Maximum Temperature: 300°F (149°C)  
Maximum Pressure: 50 psi  
Seal: Viton  
Material: Plated steel or brass and engineered thermoplastic

**See Reverse Side For Specific Instructions On Installing Viewports.**

TRICO CORP. 1235 HICKORY STREET, PEWAUKEE, WI 53072 TEL. (262) 691-9336 FAX (262) 691-2576  
www.tricomfg.com

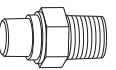
61550 10/12

**Product Specifications:**

Maximum Temperature: 300°F (149°C)  
Maximum Pressure: 50 psi  
Seal: Viton  
Material: Plated steel or brass and glass



Maximum Temperature: 300°F (149°C)  
Maximum Pressure: 50 psi  
Seal: Viton  
Material: Plated steel or brass and engineered thermoplastic

**See Reverse Side For Specific Instructions On Installing Viewports.**

TRICO CORP. 1235 HICKORY STREET, PEWAUKEE, WI 53072 TEL. (262) 691-9336 FAX (262) 691-2576  
www.tricomfg.com

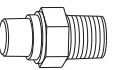
61550 10/12

**Product Specifications:**

Maximum Temperature: 300°F (149°C)  
Maximum Pressure: 50 psi  
Seal: Viton  
Material: Plated steel or brass and glass



Maximum Temperature: 300°F (149°C)  
Maximum Pressure: 50 psi  
Seal: Viton  
Material: Plated steel or brass and engineered thermoplastic

**See Reverse Side For Specific Instructions On Installing Viewports.**

TRICO CORP. 1235 HICKORY STREET, PEWAUKEE, WI 53072 TEL. (262) 691-9336 FAX (262) 691-2576  
www.tricomfg.com

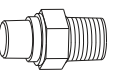
61550 10/12

**Product Specifications:**

Maximum Temperature: 300°F (149°C)  
Maximum Pressure: 50 psi  
Seal: Viton  
Material: Plated steel or brass and glass



Maximum Temperature: 300°F (149°C)  
Maximum Pressure: 50 psi  
Seal: Viton  
Material: Plated steel or brass and engineered thermoplastic

**See Reverse Side For Specific Instructions On Installing Viewports.**

TRICO CORP. 1235 HICKORY STREET, PEWAUKEE, WI 53072 TEL. (262) 691-9336 FAX (262) 691-2576  
www.tricomfg.com

61550 10/12